

LAUNCH DATE
12/2011

SYNAPTIC RISK PROFILE
4

YIELD
Historic Distribution Yield: 3.09%
Prospective Yield: 3.94%

ONGOING CHARGES FIGURE
0.75%

OCTOBER 2024

INVESTMENT OBJECTIVE

To provide long term capital growth for investors with a low-risk tolerance.

STRATEGY RISK PROFILE AND SUITABILITY

The Portfolio has a multi asset approach and will make use of different asset classes to minimize the downside whilst providing an element of upside inline with the stated objective.

The Portfolio is managed on a low risk profile, (lower risk than global equities). The managers will employ the full range of actively managed Blenheim funds in the construction and running of the Portfolio with the necessary risk controls to ensure the Portfolio remains in line with it's stated risk profile. The Portfolio's exposure to equities will be limited to no more than 25% and the balance will be invested in a blend of other asset classes to maintain the low risk nature of the Portfolio without restricting the potential returns in line with the investment objective.

The Portfolio is suitable for investors who have a low risk tolerance but wish to be able to maintain the real purchasing power of their investment over a medium to long term basis.

MANAGEMENT

The Portfolio is managed by Beckett Asset Management's team of investment professionals: Samantha Owen, Director of BAM, and Tony Yousefian, Portfolio Manager.

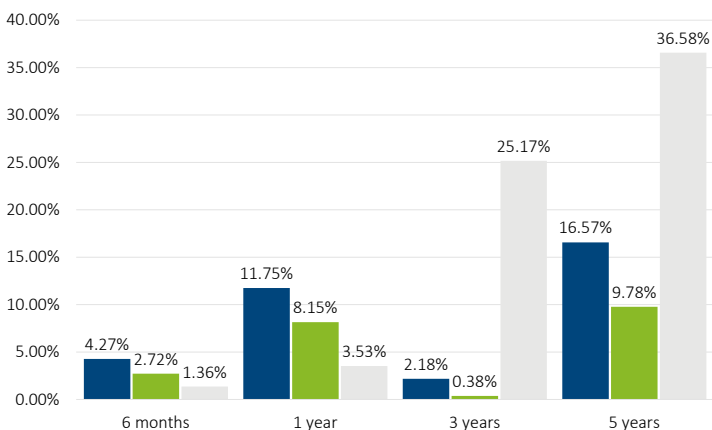
As well as deciding on asset allocation, the team also manages the underlying Blenheim range of funds. These are actively managed utilising a wide investment universe, in line with their investment objectives.

BENCHMARK

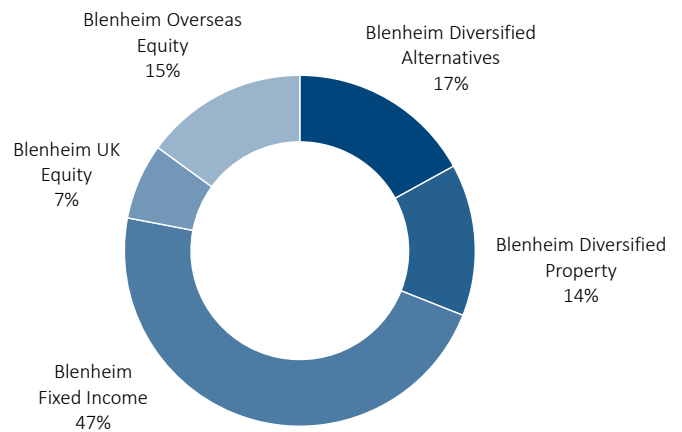
ARC Sterling Cautious Private Clients Index is a suitable benchmark. This index has a targeted volatility band of 0-40% relative to World Equities.

PERFORMANCE

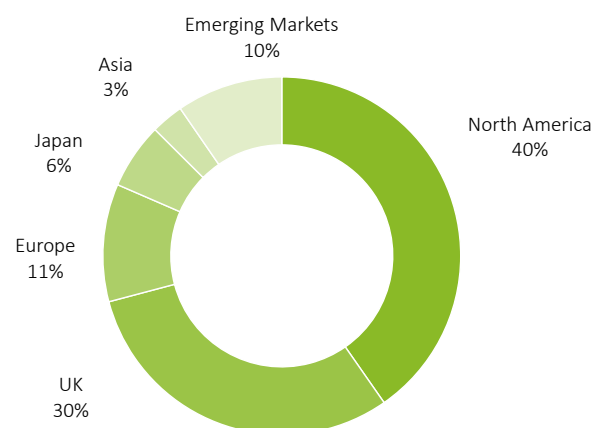
■ BAM Defensive Mixed Assets ■ Comparator Benchmark
■ UK Consumer Price Index + 2%



PORTFOLIO CONSTITUENTS



REGIONAL SPLIT OF EQUITY EXPOSURE



MANAGER COMMENTARY

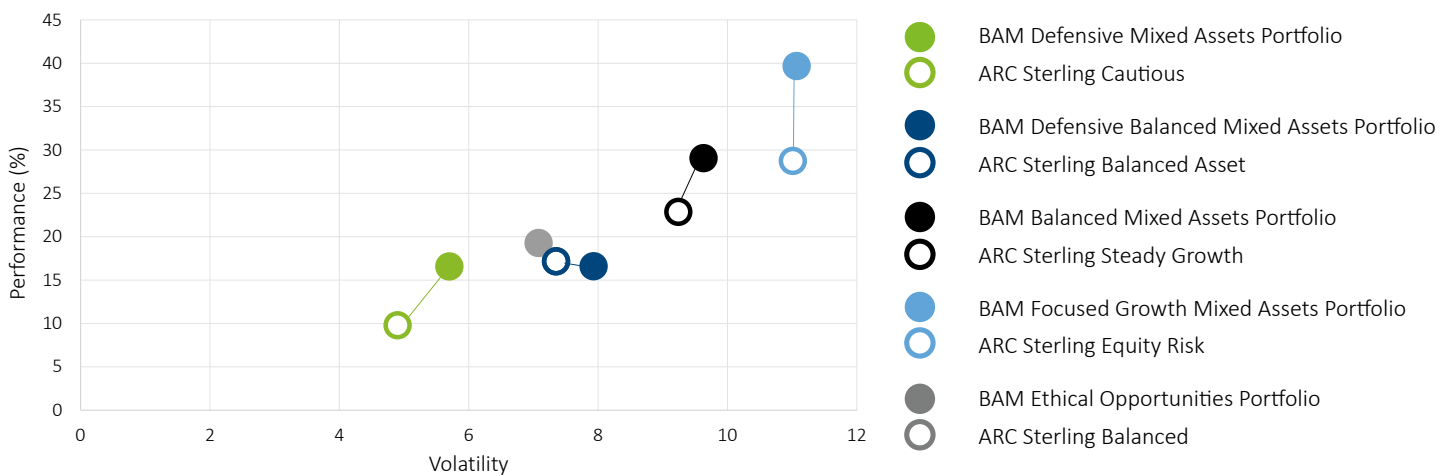
The model delivered a small negative return in October but is in positive territory year to date. Concerns over fiscal policies, inflation, and geopolitical tensions led to declines in most equity markets. In the bond markets, yields increased (so prices fell) in the UK as investors reacted to increased government borrowing outlined in the UK's latest budget. Similarly, US Treasury yields climbed in anticipation of higher debt issuance and potential inflationary pressures following a Trump re-election to the White House.

This month the Overseas fund was the strongest contributor to performance, closely followed by Alternatives but this was not strong enough to offset the small negative returns from UK, Fixed Income and Property.

October was a busy month on all fronts within BAM given the impending US election, UK budget and a BAM portfolio rebalance.

We reduced allocations to Alternatives and Property, adding to Fixed Income. Within Alternatives we have also made some changes to decrease correlations between the fund and interest rates, making the fund a better diversifier, including a new position in Gold and JSS Commodities Transition fund.

RETURN AND VOLATILITY - 5 YEARS TO 31/10/2024



IMPORTANT INFORMATION AND RISK WARNINGS

Charts' data source: FE Fundinfo.

As is the very nature of investing, there are inherent risks and the value of your investment will both rise and fall over time. Please do not assume that past performance will repeat itself and you must be comfortable in the knowledge that you may receive less than you originally invested. Changes in rates of exchange may have an adverse effect on the value, price or income of an investment. The opinions stated are those of Beckett Asset Management Ltd which is authorised and regulated by the Financial Conduct Authority.

BAM MPS performance figures take into account the ongoing charges of the underlying holdings but exclude adviser charges and platform fees. Inclusion of these will result in a lower return to the end investor, depending on the client agreement and the platform used. Prospective yield is not guaranteed and does not include deductions for expenses and tax. It is calculated using the holdings' expected distributions over the next 12 months (data as at 30/06/2024). Any variation in the actual amounts paid will impact the total yield. This impact could be positive or negative.

ARC PCI: Asset Risk Consultants (ARC) operate the Private Client Indices (PCI) across the risk spectrum as performance measurement and yardsticks for discretionary portfolio managers. This data includes platform fees and may be estimated and subject to revision.

AVAILABLE PLATFORMS



BECKETT
ASSET MANAGEMENT



Dettingen House, Dettingen Way, Bury St Edmunds, Suffolk, UK IP33 3TU
+44 (0)1284 754500
info@beckettinvest.com
<https://beckettinvest.com/bam>