

LAUNCH DATE
12/2015

SYNAPTIC RISK PROFILE
5

YIELD
Historic Distribution Yield: 2.40%
Prospective Yield: 3.33%

ONGOING CHARGES FIGURE
0.73%

JULY 2024

INVESTMENT OBJECTIVE

To provide capital growth on a total return basis.

STRATEGY RISK PROFILE AND SUITABILITY

The Portfolio will be fully invested in the Blenheim Ethical Opportunities Fund. This is a multi-asset fund, investing in a range of asset classes which are considered by the managers to be ethical investment choices.

The Portfolio is managed with a cautious to a medium risk tolerance. In addition to the typical risks inherent in any investment, the additional ethical overlay does narrow the investment universe when compared to a normal multi-asset Portfolio, and may have an adverse impact on the performance. The Fund's exposure to equities will vary between a minimum of 20% and a maximum of 60% with the remaining balance invested in other suitable asset classes for diversification purposes.

The Portfolio is suitable for investors who are looking for capital growth on a long-term basis (5 years plus), and are prepared to accept a cautious to medium level of risk. Eligible investments must:

- have environmental social or governance (ESG) objectives, accreditation or alignment;
- align to one or more of the sustainable development goals, as measured by the Investment manager's assessment;
- contain a minimum of 70% of the collectives focusing on shares and bonds, and seek to avoid companies that derive revenue from: Human rights abuses, Environmental abuse, Animal testing for cosmetics and armaments.

MANAGEMENT

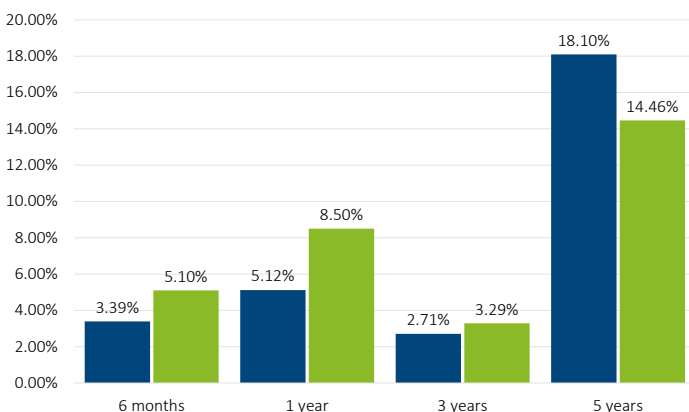
The Portfolio is managed by Beckett Asset Management's team of investment professionals: Samantha Owen and Tony Yousefian.

BENCHMARK

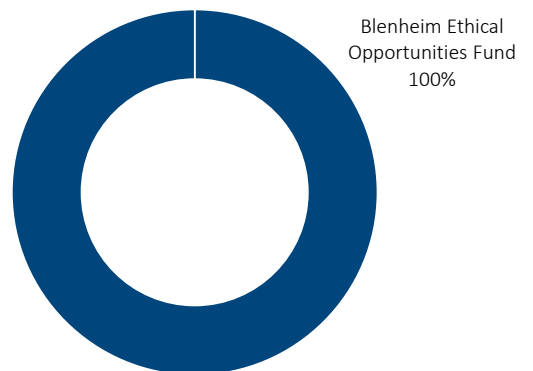
ARC Sterling Balanced Assets Private Clients Index is a suitable benchmark. This index has a targeted volatility band of 20%- 60% relative to World Equities.

PERFORMANCE

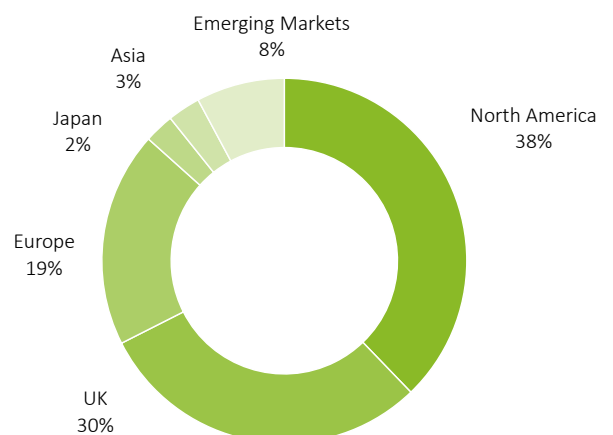
■ BAM Social Impact Portfolio ■ Comparator Benchmark



PORTFOLIO CONSTITUENTS



REGIONAL SPLIT OF EQUITY EXPOSURE



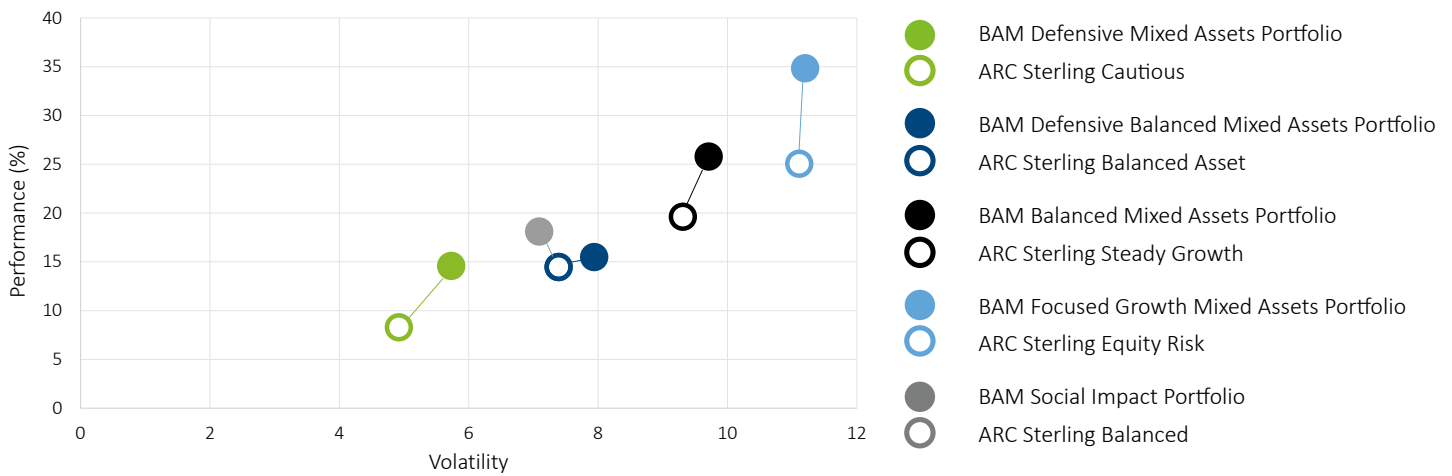
MANAGER COMMENTARY

The model delivered another positive return in July and is in positive territory year to date. despite equity marketing taken a recent tumble. This has primarily been due to a smattering of weak economic data readings, as well as poor earnings reports from US tech companies. All eyes are now on what the Fed will do in response, current market consensus is that we will see a number of rate cuts before the end of the year but the volatility in expectations is considerable.

There were no areas which detracted this month with the strongest contribution coming from UK holdings.

July was a quiet month with no activity, but we are continually meeting with our existing holdings to review both their adherence to their sustainability mandate and general performance and also look out for new opportunities.

RETURN AND VOLATILTY - 5 YEARS TO 31/07/2024



IMPORTANT INFORMATION AND RISK WARNINGS

Charts' data source: FE Fundinfo.

As is the very nature of investing, there are inherent risks and the value of your investment will both rise and fall over time. Please do not assume that past performance will repeat itself and you must be comfortable in the knowledge that you may receive less than you originally invested. Changes in rates of exchange may have an adverse effect on the value, price or income of an investment. The opinions stated are those of Beckett Asset Management Ltd which is authorised and regulated by the Financial Conduct Authority.

BAM MPS performance figures take into account the ongoing charges of the underlying holdings but exclude adviser charges and platform fees. Inclusion of these will result in a lower return to the end investor, depending on the client agreement and the platform used. Prospective yield is not guaranteed and does not include deductions for expenses and tax. It is calculated using the holdings' expected distributions over the next 12 months (data as at 30/06/2024). Any variation in the actual amounts paid will impact the total yield. This impact could be positive or negative.

ARC PCI: Asset Risk Consultants (ARC) operate the Private Client Indices (PCI) across the risk spectrum as performance measurement and yardsticks for discretionary portfolio managers. This data includes platform fees and may be estimated and subject to revision.

AVAILABLE PLATFORMS



BECKETT
ASSET MANAGEMENT



Dettingen House, Dettingen Way, Bury St Edmunds, Suffolk, UK IP33 3TU
+44 (0)1284 754500
info@beckettinvest.com
<https://beckettinvest.com/bam>