



**LAUNCH DATE**  
12/2015



**DEFACTO RISK PROFILE**  
4



**YIELD**  
Historic Distribution Yield: 2.51%  
Prospective Yield: 2.34%



**ONGOING CHARGES FIGURE**  
0.72%

MARCH 2025

## INVESTMENT OBJECTIVE

To provide capital growth on a total return basis.

## STRATEGY RISK PROFILE AND SUITABILITY

The Portfolio will be fully invested in the Blenheim Ethical Opportunities fund. This is a multi-asset fund, investing in a range of asset classes which are considered by the managers to be ethical investment choices.

The Portfolio is managed with a cautious to a medium risk tolerance. In addition to the typical risks inherent in any investment, the additional ethical overlay does narrow the investment universe when compared to a normal multi-asset Portfolio, and may have an adverse impact on the performance. The fund's exposure to equities will vary between a minimum of 20% and a maximum of 60% with the remaining balance invested in other suitable asset classes for diversification purposes.

The Portfolio is suitable for investors who are looking for capital growth on a long-term basis (5 years plus), and are prepared to accept a cautious to medium level of risk. Eligible investments must:

- have Environmental, Social or Governance (ESG) objectives, accreditation or alignment;
- align to one or more of the sustainable development goals, as measured by the Investment manager's assessment;
- contain a minimum of 70% of the collectives focusing on shares and bonds, and seek to avoid companies that derive revenue from: human rights abuses, environmental abuse, animal testing for cosmetics and armaments.

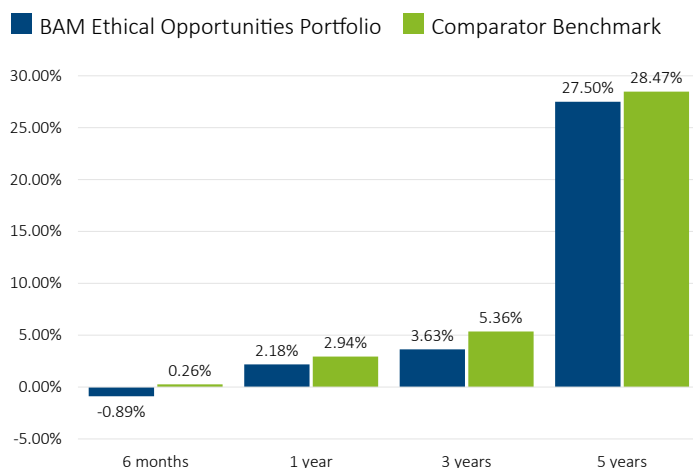
## MANAGEMENT

The Portfolio is managed by Beckett Asset Management's team of investment professionals: Samantha Owen, Tony Yousefian and Ian Goodchild.

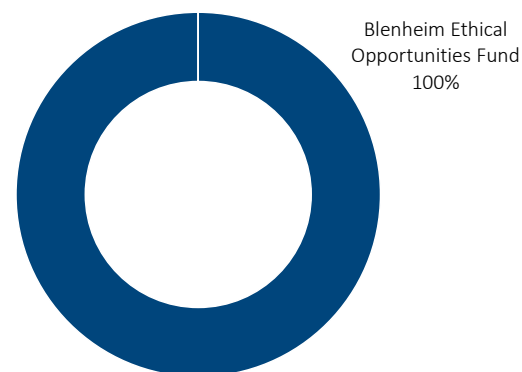
## BENCHMARK

ARC Sterling Balanced Assets Private Clients Index is a suitable benchmark. This Index has a targeted volatility band of 20%- 60% relative to World Equities.

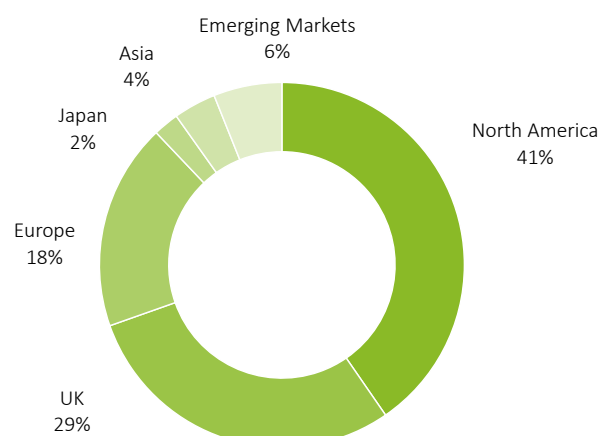
## PERFORMANCE



## PORTFOLIO CONSTITUENTS



## REGIONAL SPLIT OF EQUITY EXPOSURE



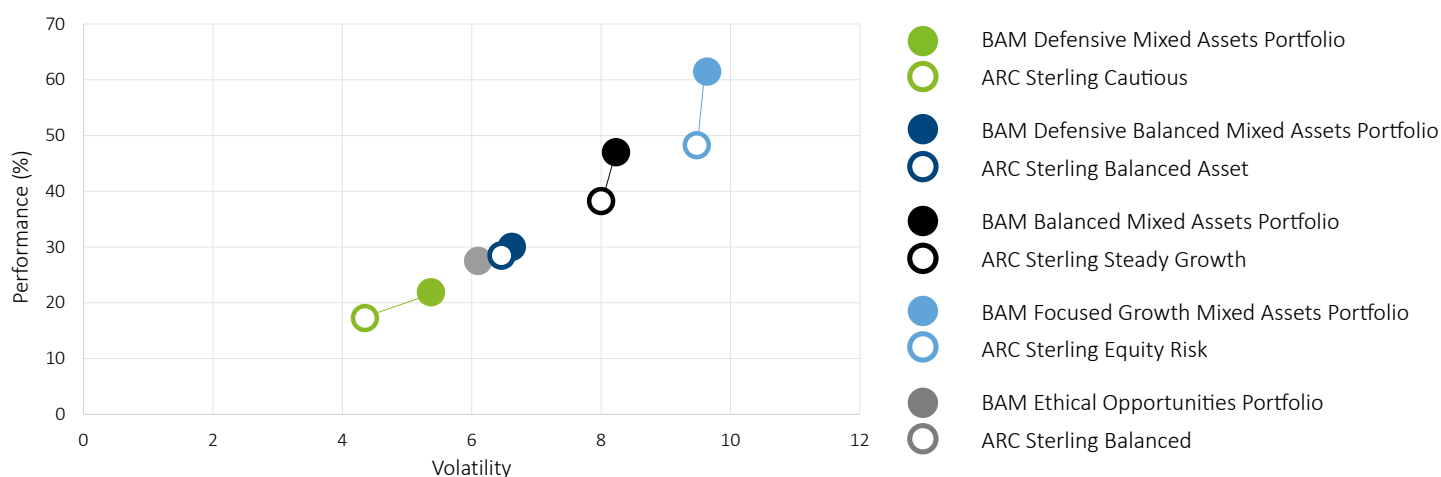
## MANAGER COMMENTARY

As we reflect on the first quarter of 2025, the dominant story for investors has not been inflation, interest rates, or even the prospect of slowing growth—it's been tariffs. In a dramatic return to form, President Donald Trump, having secured a second term in office, launched a sweeping and immediate set of tariff hikes that have reshaped the global trade landscape almost overnight. This abrupt escalation in protectionism has had significant implications for investors, rippling through equity markets, bond pricing, and broader economic sentiments.

March was a difficult month and portfolio returns were negative, however the return for Q1 remained marginally positive. Only the Alternatives exposure contributed positively and wasn't enough to offset the losses elsewhere. We didn't make any changes this month.

The path forward may be uncertain, but it's times like these when diversification is our friend. The team has positioned the BAM portfolios to be very capable of navigating choppy waters and even finding opportunity amid the upheaval.

## RETURN AND VOLATILITY - 5 YEARS TO 31/03/2025



## IMPORTANT INFORMATION AND RISK WARNINGS

Charts' data source: FE Fundinfo.

As is the very nature of investing, there are inherent risks and the value of your investment will both rise and fall over time. Please do not assume that past performance will repeat itself and you must be comfortable in the knowledge that you may receive less than you originally invested. Changes in rates of exchange may have an adverse effect on the value, price or income of an investment. The opinions stated are those of Beckett Asset Management Ltd which is authorised and regulated by the Financial Conduct Authority.

BAM MPS performance figures take into account the ongoing charges of the underlying holdings but exclude adviser charges and platform fees. Inclusion of these will result in a lower return to the end investor, depending on the client agreement and the platform used. Prospective yield is not guaranteed and does not include deductions for expenses and tax. It is calculated using the holdings' expected distributions over the next 12 months (data as at 31/12/2024). Any variation in the actual amounts paid will impact the total yield. This impact could be positive or negative.

ARC PCI: Asset Risk Consultants (ARC) operate the Private Client Indices (PCI) across the risk spectrum as performance measurement and yardsticks for discretionary portfolio managers. This data includes platform fees and may be estimated and subject to revision.

## AVAILABLE PLATFORMS



**BECKETT**  
ASSET MANAGEMENT



Dettingen House, Dettingen Way, Bury St Edmunds, Suffolk, UK IP33 3TU  
+44 (0)1284 754500  
[info@beckettinvest.com](mailto:info@beckettinvest.com)  
<https://beckettinvest.com/bam>