

BLenheim








ETHICAL OPPORTUNITIES FUND

APRIL 2025

OBJECTIVE

The objective of the fund is to provide capital growth over time through investments considered by the Investment Manager to be ethical investment choices, across multiple asset classes, as defined in the Ethical Investment Policy, which is published on [Margetts.com](https://www.margetts.com). A minimum of 70% of the portfolio will be invested in collective investment schemes and overall exposure to equities will be a minimum of 20% and a maximum of 60%.

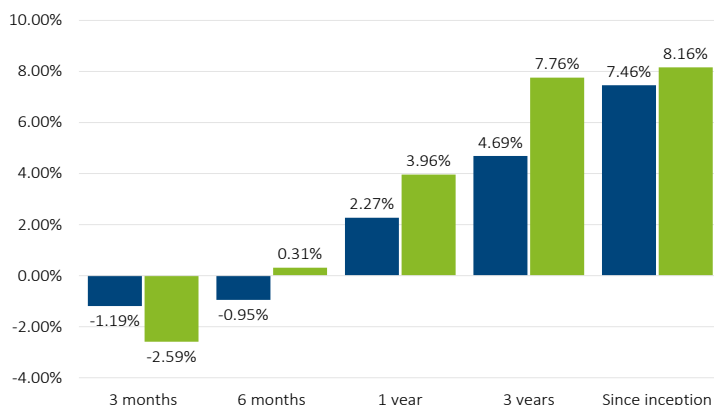
KEY FACTS

	AUTHORISED CORPORATE DIRECTOR Margetts Fund Management Limited		LAUNCH DATE 11/01/2021
	INVESTMENT ADVISER Beckett Asset Management Limited		DISTRIBUTION PAYMENT DATES 31/07 and 31/01
	MANAGERS Samantha Owen, Tony Yousefian and Ian Goodchild		FUND SIZE £81.50m
	COMPARATOR BENCHMARK IA Mixed Investment 20-60% Shares		

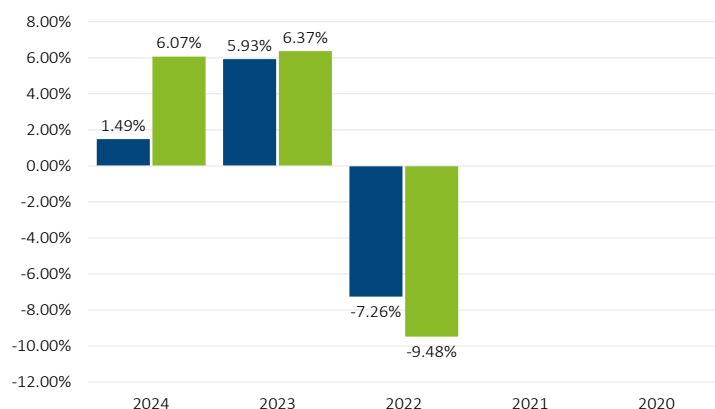
PERFORMANCE¹

■ Blenheim Ethical Opportunities ■ Comparator Benchmark

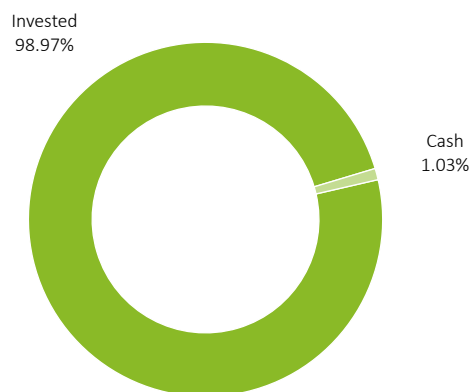
CUMULATIVE PERIODS



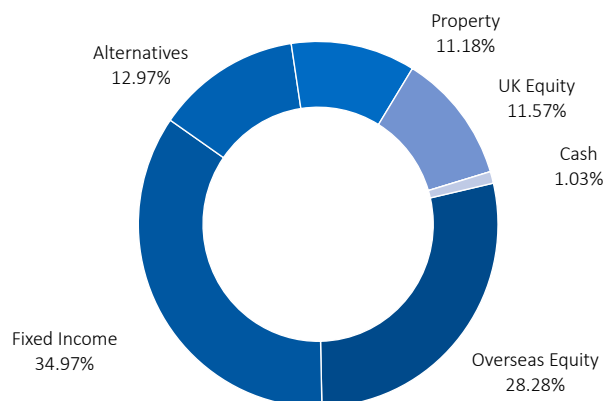
DISCRETE CALENDAR YEARS



FUND BREAKDOWN



ASSET ALLOCATION



AVAILABLE PLATFORMS



MANAGER COMMENTARY

In April 2025, Global Equity markets delivered mixed and broadly weaker performance. The UK's Index of top 100 Companies declined by 1.03%², weighed down by losses in financials and energy. The US S&P 500 also fell, posting a 0.8%² loss amid ongoing concerns over economic momentum and soft corporate earnings. European Equities, as measured by the MSCI Europe ex-UK Index (MXEU), declined by 1.26%², reversing recent gains as investor sentiment softened. In contrast, Japan's TOPIX Index edged higher by 0.32%², supported by selective strength in industrials and exporter stocks, though gains were modest.

In currency markets, the US dollar (DXY) experienced broad-based weakness, falling 4.5%² during the month on shifting interest rate expectations and softer US economic data. Against the British pound, the dollar declined by 3.18%², reinforcing the broader theme of dollar depreciation.

Overall, April reflected investor caution, with modest gains in Japan offset by declines across major developed equity markets and a notable retreat in the US dollar.

The fund was down 0.50%¹ in the month, compared to its benchmark of minus 0.46%¹. At asset allocation level, Alternative Assets and UK Equities were the best performers, with returns of 3% and 1.90%³, respectively. In contrast, Overseas Equities and Property were the two largest detractors of performance, with returns of negative 0.5%³ and positive 0.5%³, respectively. In the Alternative Sector, Gresham House Energy Storage was the top performer with a return of 7.25%³, followed by The Renewables Infrastructure Group at 5.85%³. The Premier Miton Responsible UK Equity Fund performed well, with a return of 3%³ among the UK holdings, followed by Janus Henderson at 2%³. There were no significant changes to the holdings, as the managers remain comfortable with the overall shape of the fund.

OPERATIONAL INFORMATION

SHARE CLASS	ISIN	OCF	VALUATION POINT	YIELD	PROSPECTIVE YIELD ⁴	MINIMUM INVESTMENT
B Acc	GB00BNDQ9H51	0.72%	08:30	2.51%	2.34%	£10,000,000.00
B Inc	GB00BNDQ9G45	0.72%	08:30	2.56%	2.34%	£10,000,000.00
R Acc	GB00BNDQ9K80	0.97%	08:30	2.32%	2.34%	£10,000.00
R Inc	GB00BNDQ9J75	0.97%	08:30	2.38%	2.34%	£10,000.00

CONTACT INFORMATION



BECKETT
ASSET MANAGEMENT



Dettingen House, Dettingen Way
Bury St Edmunds
Suffolk IP33 3TU
+44 (0)1284 754500
info@beckettinvest.com
<https://beckettinvest.com/bam>

Margetts Fund Management Limited
PO BOX 17067,
Birmingham B2 2HL
+44 (0)345 607 6808
enquiries@mgtfunds.com
<https://advisers.mgtfunds.com>

IMPORTANT INFORMATION AND RISK WARNINGS

All data references B Acc shares are correct as at 30/04/2025 unless otherwise stated.

¹ Charts' data source: FE Analytics. All figures are in GBP terms. ²Source: Bloomberg: 31/03/2025 to 30/04/2025. ³Source: Morningstar Direct.

⁴Prospective yield is not guaranteed and does not include deductions for expenses and tax. It is calculated using the holdings' expected distributions over the next 12 months (data as at 31/12/2024). Any variation in the actual amounts paid will impact the total yield. This impact could be positive or negative.

Risk factors should be taken into account and understood, including (but not limited to) currency movements, market risk, liquidity risk, concentration risk, lack of certainty risk, inflation risk, performance risk, local market risk and credit risk. Past performance is no guarantee of future performance. The value of an investment and the income from it can fall as well as rise and investors may get back less than they invested. The information on this factsheet is intended to provide information only and should not be interpreted as advice. Current fund prices and the latest copy of the prospectus and Key Investor Information Documents can be found at [Margetts.com](https://margetts.com). Margetts Fund Management Ltd is the operator of the fund. This document is issued and approved by Beckett Asset Management Ltd. The opinions stated are those of Beckett Asset Management Ltd, which is authorised and regulated by the Financial Conduct Authority. Please note some figures shown above have been rounded for ease of illustration and understanding. Therefore, figures may not total 100.00%.

HOLDINGS

Royal London Ethical Bond	14.61%
Janus Henderson Global Sustainable Equity	9.35%
EdenTree Responsible and Sustainable Bond	9.29%
Regnan Global Equity Impact Solutions	7.34%
EdenTree Responsible and Sustainable Short Dated Bond	6.63%
BNY Mellon Sustainable Global Equity Income	5.44%
Vontobel Sustainable Strategic Income	4.44%
JPM Global Macro Sustainable	4.40%
First Sentier Global Property	4.25%
Premier Miton Responsible UK Equity	4.23%
Royal London Sustainable Leaders	4.10%
Redwheel Responsible Global Income	4.05%
Royal Mint Gold ETC	3.50%
Janus Henderson UK Responsible Income	3.24%
ARC TIME Social Long Income	2.74%
PRS REIT	2.51%
Aikya Global Emerging Markets	2.09%
Renewables Infrastructure Group	1.84%
Schroder Real Estate Investment Trust	1.67%
Gresham House Energy Storage	1.62%
Vontobel Sustainable Short Term Bond	1.60%
Cash	1.03%