



**LAUNCH DATE**  
06/2008



**DEFAQTO RISK PROFILE**  
5



**YIELD**  
Historic Distribution Yield: 2.52%  
Prospective Yield: 2.48%



**ONGOING CHARGES FIGURE**  
0.64%

MAY 2025

## INVESTMENT OBJECTIVE

To provide capital growth on a total return basis.

## STRATEGY RISK PROFILE AND SUITABILITY

The Portfolio has a multi asset approach and will make use of different asset classes to achieve its objective.

The Portfolio is managed with a balanced level of risk. The managers will employ the full range of actively managed Blenheim funds in the construction and running of the Portfolio with the necessary risk controls to ensure the Portfolio remains in line with its stated risk profile. The Portfolio's exposure to equities will be limited to no more than 85% and the balance will be invested in a blend of other asset classes to maintain the moderate risk profile nature of the Portfolio.

The Portfolio is suitable for investors who are looking for a combination of income and longer term (5 years plus) capital growth, and are prepared to accept a moderate level of risk, which is a higher level, than the Defensive Balanced Mixed Assets Portfolio and with the commensurate higher potential return, but lower than Global Equities.

## MANAGEMENT

The Portfolio is managed by Beckett Asset Management's team of investment professionals: Samantha Owen, Tony Yousefian and Ian Goodchild.

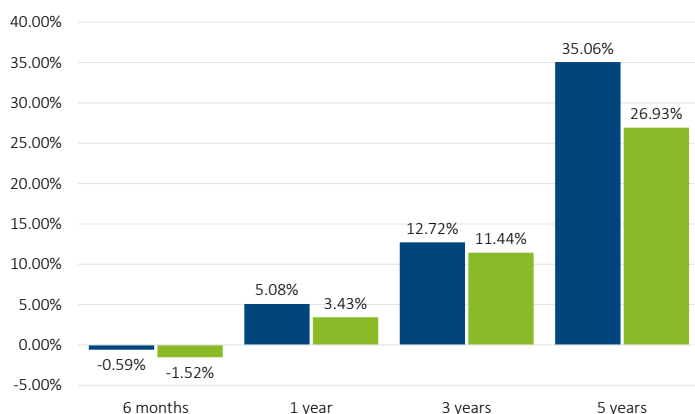
As well as deciding on asset allocation, the team also manages the underlying Blenheim range of funds. These are actively managed utilising a wide investment universe, in line with their investment objectives.

## BENCHMARK

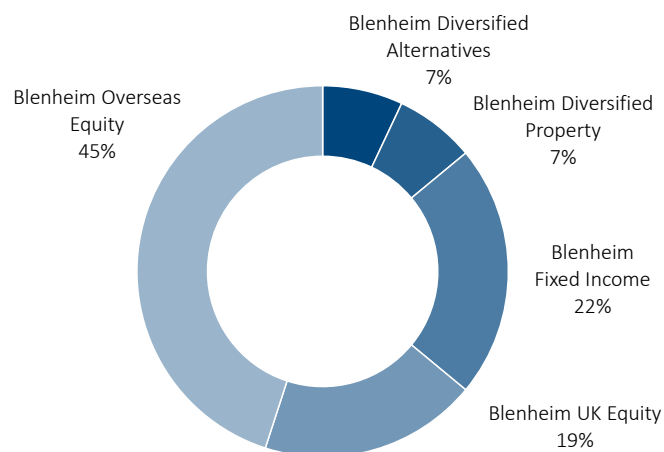
ARC Sterling Steady Growth Private Clients Index is a suitable benchmark. This Index has a targeted volatility band of 60%- 80% relative to World Equities.

## PERFORMANCE

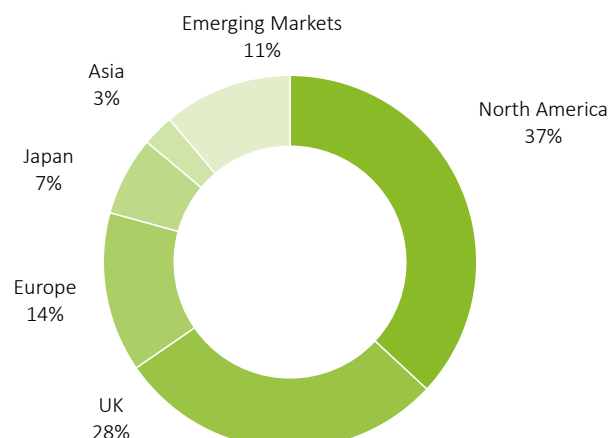
■ BAM Balanced Mixed Assets ■ Comparator Benchmark



## PORTFOLIO CONSTITUENTS



## REGIONAL SPLIT OF EQUITY EXPOSURE



## MANAGER COMMENTARY

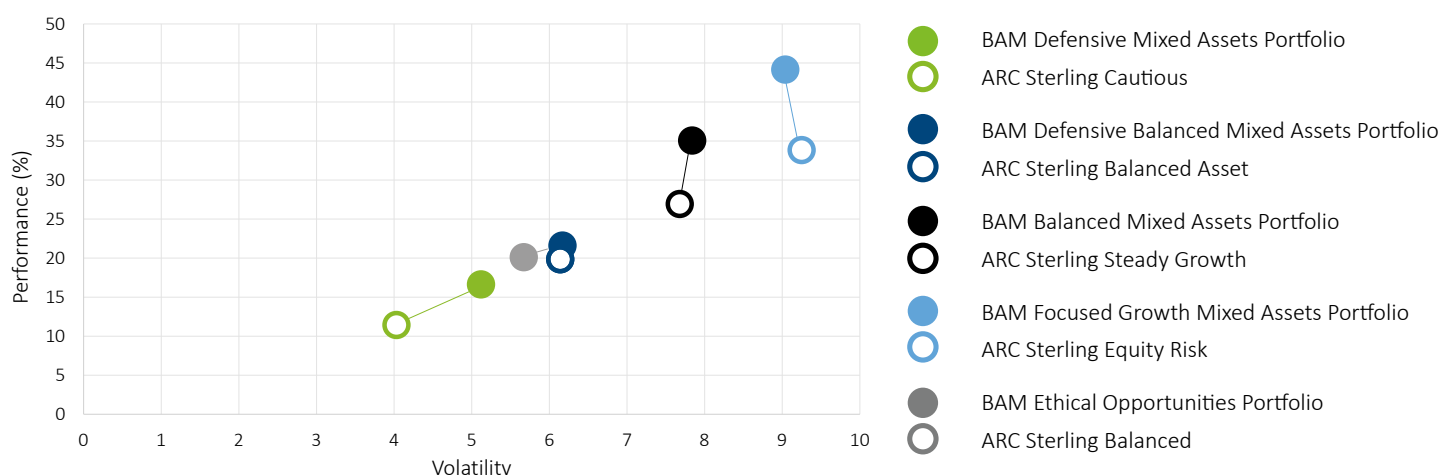
US trade policy once again dominated headlines in May with Trump announcing 50% tariffs on the EU before delaying their implementation and China and US also agreeing a 90-day suspension of tariffs. The TACO trade has been coined “Trump Always Chickens Out” which helped risk assets recover somewhat this month.

This model was positive in May and is in positive territory for the calendar year to date. It is also positive over one year and outperforming its ARC benchmark over this period.

In a turnaround from last month, the Blenheim Overseas Equity Fund was the strongest contributor to performance in May, followed by UK Equities. The remaining Blenheim funds neither detracted nor added much.

There were some changes made in the Alternatives fund, the Property fund and also in the Overseas part of the model where we sold Arcus Japan to buy AVI Japan. The outcome is that we are more style neutral in Japan rather than purely value as has been the case in recent months. The underweight to US Equities has been unhelpful in the short term given the recovery post “Liberation Day” but a number of risks remain, we are not out of the woods yet.

## RETURN AND VOLATILITY - 5 YEARS TO 31/05/2025



## IMPORTANT INFORMATION AND RISK WARNINGS

Charts' data source: FE Fundinfo.

As is the very nature of investing, there are inherent risks and the value of your investment will both rise and fall over time. Please do not assume that past performance will repeat itself and you must be comfortable in the knowledge that you may receive less than you originally invested. Changes in rates of exchange may have an adverse effect on the value, price or income of an investment. The opinions stated are those of Beckett Asset Management Ltd which is authorised and regulated by the Financial Conduct Authority.

BAM MPS performance figures take into account the ongoing charges of the underlying holdings but exclude adviser charges and platform fees. Inclusion of these will result in a lower return to the end investor, depending on the client agreement and the platform used. Prospective yield is not guaranteed and does not include deductions for expenses and tax. It is calculated using the holdings' expected distributions over the next 12 months (data as at 31/12/2024). Any variation in the actual amounts paid will impact the total yield. This impact could be positive or negative.

ARC PCI: Asset Risk Consultants (ARC) operate the Private Client Indices (PCI) across the risk spectrum as performance measurement and yardsticks for discretionary portfolio managers. This data includes platform fees and may be estimated and subject to revision.

## AVAILABLE PLATFORMS



**BECKETT**  
ASSET MANAGEMENT



Dettingen House, Dettingen Way, Bury St Edmunds, Suffolk, UK IP33 3TU  
+44 (0)1284 754500  
[info@beckettinvest.com](mailto:info@beckettinvest.com)  
<https://beckettinvest.com/bam>