

BLenheim








ETHICAL GROWTH FUND

JULY 2025

OBJECTIVE

The objective of the fund is to provide capital growth over time through investments considered by the Investment Manager to be ethical investment choices, across multiple asset classes, as defined in the Ethical Investment Policy, which is published on [Margetts.com](https://www.margetts.com). A minimum of 70% of the portfolio will be invested in collective investment schemes and overall exposure to equities will be a minimum of 40% and a maximum of 85%.

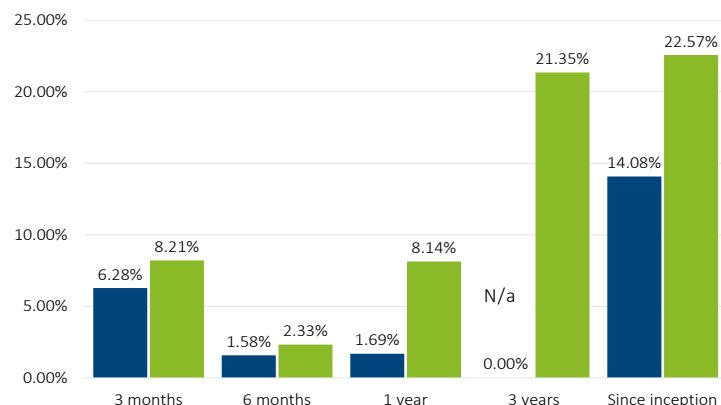
KEY FACTS

	AUTHORISED CORPORATE DIRECTOR Margetts Fund Management Limited		LAUNCH DATE 06/11/2023
	INVESTMENT ADVISER Beckett Asset Management Limited		DISTRIBUTION PAYMENT DATES 31/07 and 31/01
	MANAGERS Samantha Owen, Tony Yousefian and Ian Goodchild		FUND SIZE £10.78m
	COMPARATOR BENCHMARK IA Mixed Investment 40-85% Shares		

PERFORMANCE¹

■ Blenheim Ethical Growth ■ Comparator Benchmark

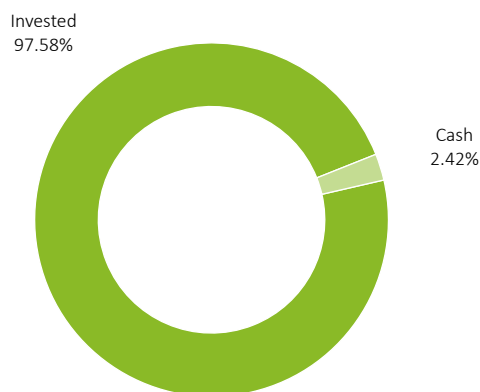
CUMULATIVE PERIODS



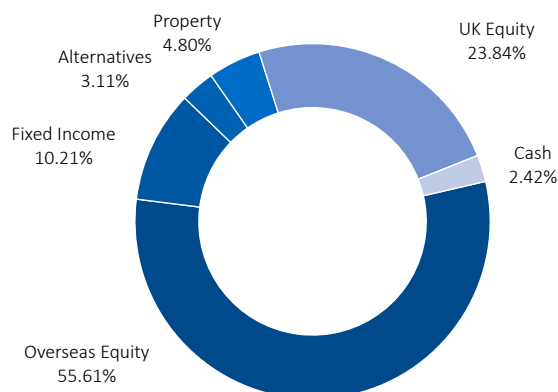
DISCRETE CALENDAR YEARS

Due to the recent launch date of the fund, there is insufficient performance track record to display.

FUND BREAKDOWN



ASSET ALLOCATION



AVAILABLE PLATFORMS



MANAGER COMMENTARY

In July, the fund was up by 1.61%¹, underperforming its benchmark of 3.06%¹. Although the underperformance is disappointing at first glance, after the recent reasonable run, a pause for breath is not unexpected.

The global markets experienced a broadly positive tone as well, though divergence across regions was notable. In the U.S. equity market, the S&P 500 rose approximately 2.17%, reaching fresh highs fueled by strong corporate earnings and optimism around trade dynamics and Federal Reserve Policy easing. U.S. small- and mid-cap equities underperformed their large-cap counterparts, with the Russell 2000 up about 1.7%.

The UK equity market had a strong month as well; the FTSE 100 climbed around 4%, briefly surpassing the 9,000-point mark, driven by strength in mining, banking, and telecom sectors. Emerging markets outperformed both U.S. and non-U.S. developed equities. The MSCI Emerging Markets Index gained approximately 2–6%, buoyed by strength in Greater China, Taiwan, Korea, Brazil, and other regions.

On the bond front, U.S. Treasury yields softened late in July, with the 10–year benchmark rate retreating to around 4.23%, reflecting rate-cut expectations. In the UK, gilt yields rose sharply (roughly 15–20 basis points) to near 4.6–4.7%, amid ongoing fiscal concerns and market scrutiny of quantitative tightening. Currency markets saw the U.S. dollar recouping some losses. After declining significantly earlier in the year, the dollar recovered approximately 3.2% in July, stabilizing against major currencies.

Geopolitically, markets were buoyed by easing U.S. trade tensions and positive corporate earnings developments. However, underlying risks remain, particularly around evolving fiscal policies in the UK and geopolitical shifts in emerging economies.

OPERATIONAL INFORMATION

SHARE CLASS	ISIN	OCF	VALUATION POINT	2.12%	PROSPECTIVE YIELD ⁴	MINIMUM INVESTMENT
B Acc	GB00BRRFD189	0.73%	08:30	1.59%	2.12%	£10,000,000.00
B Inc	GB00BRRFD296	0.73%	08:30	1.61%	2.12%	£10,000,000.00
R Acc	GB00BRRFD304	0.98%	08:30	1.40%	2.12%	£10,000.00
R Inc	GB00BRRFD411	0.98%	08:30	1.39%	2.12%	£10,000.00

CONTACT INFORMATION



Dettingen House, Dettingen Way
Bury St Edmunds
Suffolk IP33 3TU
+44 (0)1284 754500
info@beckettinvest.com
<https://beckettinvest.com/bam>

Margetts Fund Management Limited
PO BOX 17067,
Birmingham B2 2HL
+44 (0)345 607 6808
enquiries@mgtfunds.com
<https://advisers.mgtfunds.com>

IMPORTANT INFORMATION AND RISK WARNINGS

All data references B Acc shares are correct as at 31/07/2025 unless otherwise stated.

¹ Charts' data source: FE Analytics. All figures are in GBP terms. ²Source: Bloomberg: 30/06/2025 to 31/07/2025. ³Source: Morningstar Direct.

⁴Prospective yield is not guaranteed and does not include deductions for expenses and tax. It is calculated using the holdings' expected distributions over the next 12 months (data as at 30/06/2025). Any variation in the actual amounts paid will impact the total yield. This impact could be positive or negative.

Risk factors should be taken into account and understood, including (but not limited to) currency movements, market risk, liquidity risk, concentration risk, lack of certainty risk, inflation risk, performance risk, local market risk and credit risk. Past performance is no guarantee of future performance. The value of an investment and the income from it can fall as well as rise and investors may get back less than they invested. The information on this factsheet is intended to provide information only and should not be interpreted as advice. Current fund prices and the latest copy of the prospectus and Key Investor Information Documents can be found at [Margetts.com](https://margetts.com). Margetts Fund Management Ltd is the operator of the fund. This document is issued and approved by Beckett Asset Management Ltd. The opinions stated are those of Beckett Asset Management Ltd, which is authorised and regulated by the Financial Conduct Authority. Please note some figures shown above have been rounded for ease of illustration and understanding. Therefore, figures may not total 100.00%.

HOLDINGS

Janus Henderson Global Sustainable Equity	18.13%
Redwheel Responsible Global Income	17.45%
Regnan Global Equity Impact Solutions	16.28%
Janus Henderson UK Responsible Income	8.11%
Royal London Sustainable Leaders Trust	7.98%
Premier Miton Responsible UK Equity	7.75%
Royal London Ethical Bond	4.55%
First Sentier Global Property	3.86%
Aikya Global Emerging Markets	3.75%
Vontobel TwentyFour Sustainable Strategic Income	3.42%
Eden Tree Responsible and Sustainable Short Dated Bond	2.24%
JPM Global Macro Sustainable	1.26%
Renewables Infrastructure Group	1.12%
PRS REIT	0.94%
Royal Mint Physical Gold ETC	0.74%
Cash	2.42%